




TOLV

CHA - 007, CHA - 008

CUT SHEET





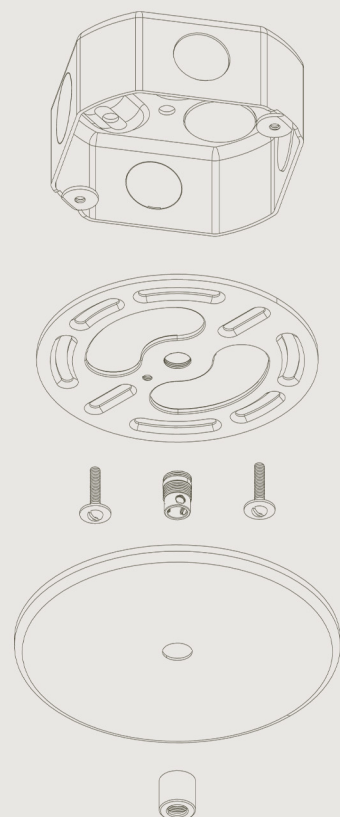
TOLV

CHA - 007, CHA - 008

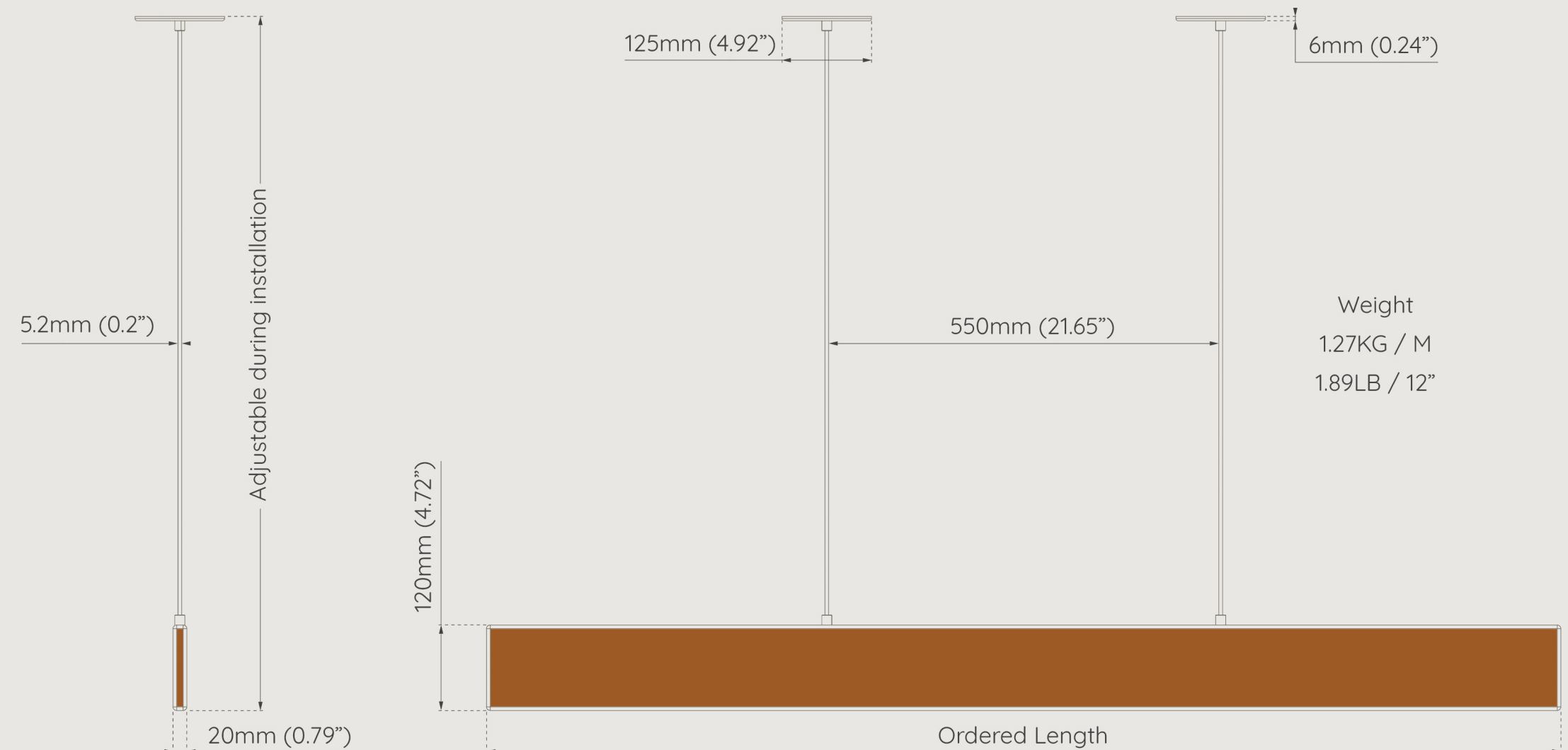
PRODUCT DESCRIPTION

Meaning “twelve” in Swedish, Tolv stands tall at 120mm by 20mm wide. This chandelier delivers an extraordinary showcase of grain patterns, revealing a large cross-section of wood grain. Through meticulous sawing techniques, Tolv highlights the stunning interplay between heartwood and sapwood, creating a captivating display of natural elegance.

CUP MOUNTING HARDWARE DIAGRAM



DIMENSIONAL DRAWING



PRODUCT OPTIONS

WOOD TYPE

- White Oak
- Cherry
- Ash
- Walnut
- Hard Maple

LENGTH

- 800mm (31.5")
- 1800mm (71")
- 1000mm (39.4")
- 2000mm (78.7")
- 1200mm (47.2")
- 2200mm (86.6")
- 1500mm (59")
- 2400mm (94.5")

SUSPENSION LENGTH

We provide standard lengths that your installer cuts-down to a final size on-site during installation

MOUNTING STYLE

- Canopy
- Cups (Remote Driver)

WOOD FINISH

- Nörska natural beeswax
- Bleached
- Stained-Blackened
- Flame-Blackened

HARDWARE FINISH

- Powder Coat White
- Brushed Stainless Steel
- Polished Natural Brass
- Black Anodized Aluminum

CORD FINISH

- Black Cotton SVT
- White Cotton SVT

END STYLE

SQUARE, CHA - 007

OVAL, CHA - 008

ELECTRICAL

COLOR TEMPERATURE

- 2700K
- 3000K

WATTAGE

16 W/m (4.88 W/ft)

LUMEN OUTPUT

1320 lm/m (402 lm/ft)

VOLTAGE

100VAC - 277VAC

DIMMING

TRIAC Phase-Cut
Optional: Bluetooth, Wi-Fi

CRI

95

CERTIFICATION





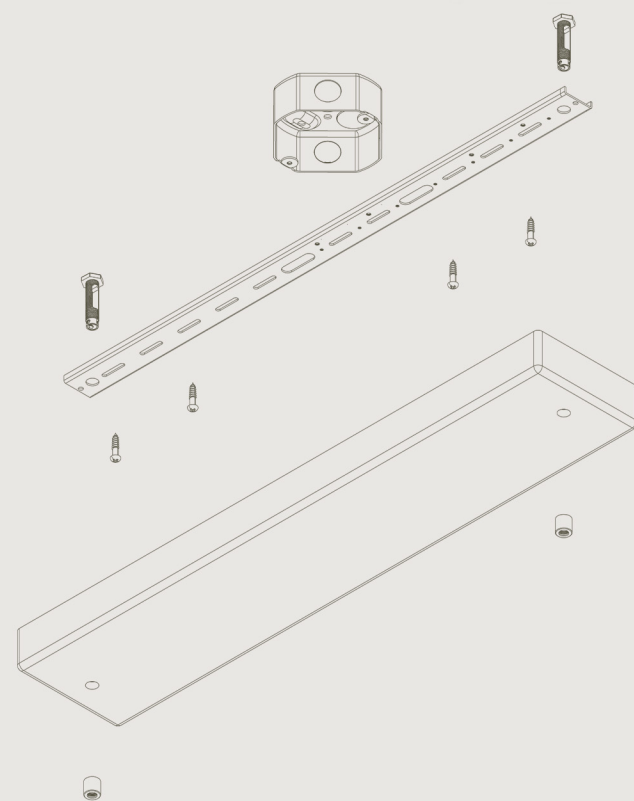
TOLV

CHA - 007, CHA - 008

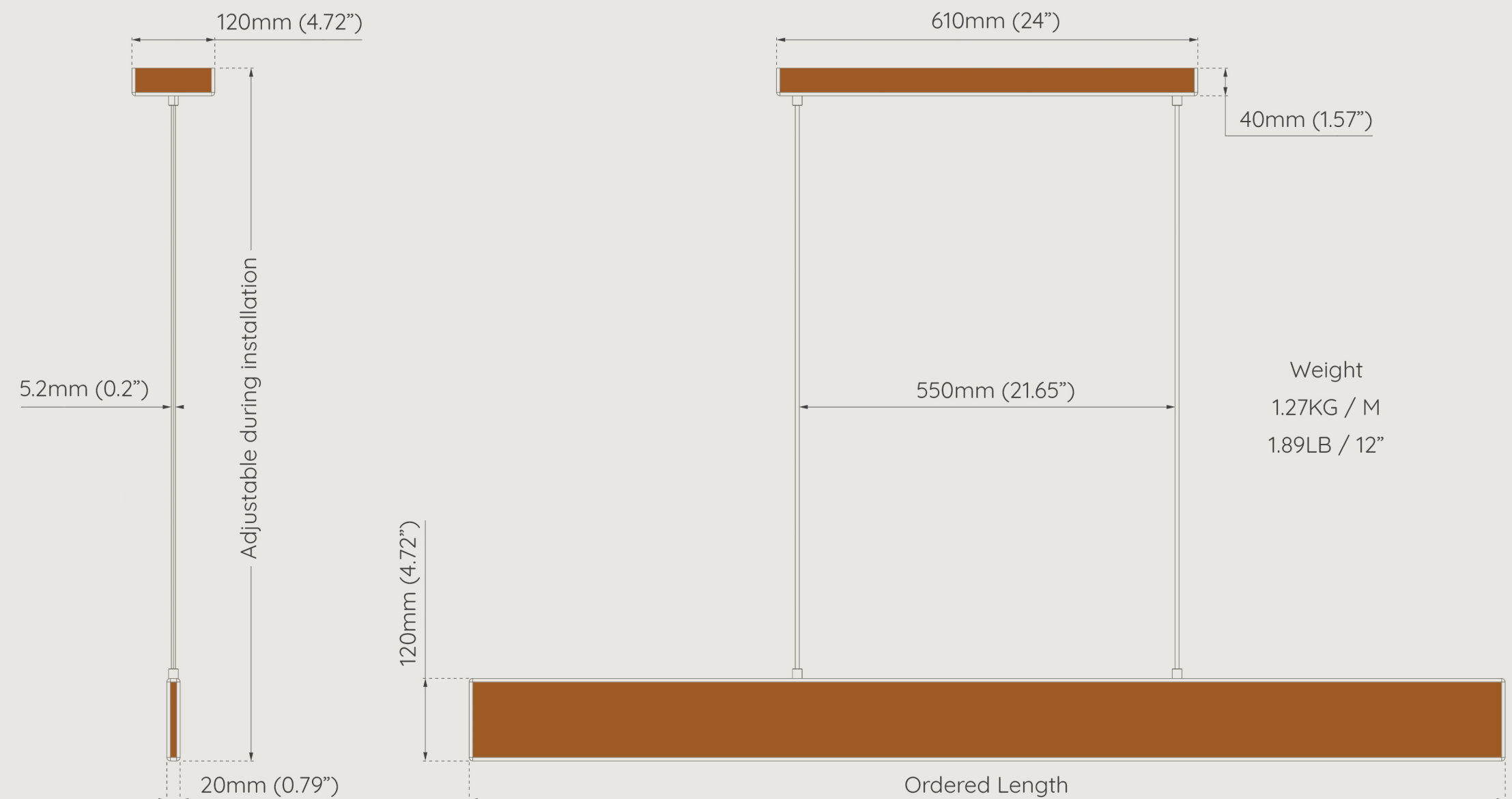
PRODUCT DESCRIPTION

Meaning “twelve” in Swedish, Tolv stands tall at 120mm by 20mm wide. This chandelier delivers an extraordinary showcase of grain patterns, revealing a large cross-section of wood grain. Through meticulous sawing techniques, Tolv highlights the stunning interplay between heartwood and sapwood, creating a captivating display of natural elegance.

CANOPY MOUNTING HARDWARE DIAGRAM



DIMENSIONAL DRAWING



PRODUCT OPTIONS

WOOD TYPE

- White Oak
- Cherry
- Ash
- Walnut
- Hard Maple

LENGTH

- 800mm (31.5")
- 1800mm (71")
- 1000mm (39.4")
- 2000mm (78.7")
- 1200mm (47.2")
- 2200mm (86.6")
- 1500mm (59")
- 2400mm (94.5")

SUSPENSION LENGTH

We provide standard lengths that your installer cuts-down to a final size on-site during installation

MOUNTING STYLE

- Canopy
- Cups (Remote Driver)

WOOD FINISH

- Nörska natural beeswax
- Bleached
- Stained-Blackened
- Flame-Blackened

HARDWARE FINISH

- Powder Coat White
- Brushed Stainless Steel
- Polished Natural Brass
- Black Anodized Aluminum

CORD FINISH

- Black Cotton SVT
- White Cotton SVT

END STYLE

SQUARE, CHA - 007

OVAL, CHA - 008

ELECTRICAL

COLOR TEMPERATURE

- 2700K
- 3000K

WATTAGE

16 W/m (4.88 W/ft)

LUMEN OUTPUT

1320 lm/m (402 lm/ft)

VOLTAGE

100VAC - 277VAC

DIMMING

TRIAC Phase-Cut
Optional: Bluetooth, Wi-Fi

CRI

95

CERTIFICATION

