



# ÅTTA

CHA - 005, CHA - 006

CUT SHEET







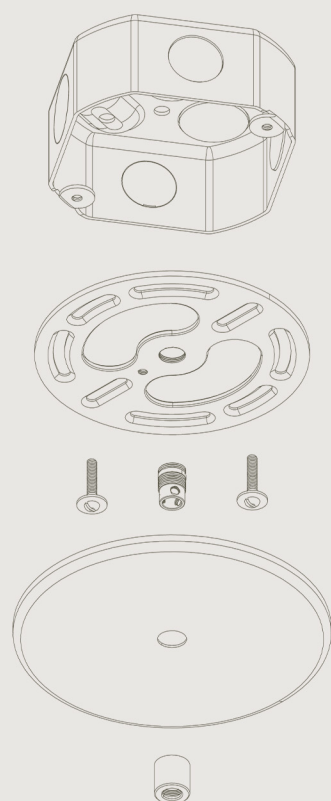
# ÅTTA

## CHA - 005, CHA - 006

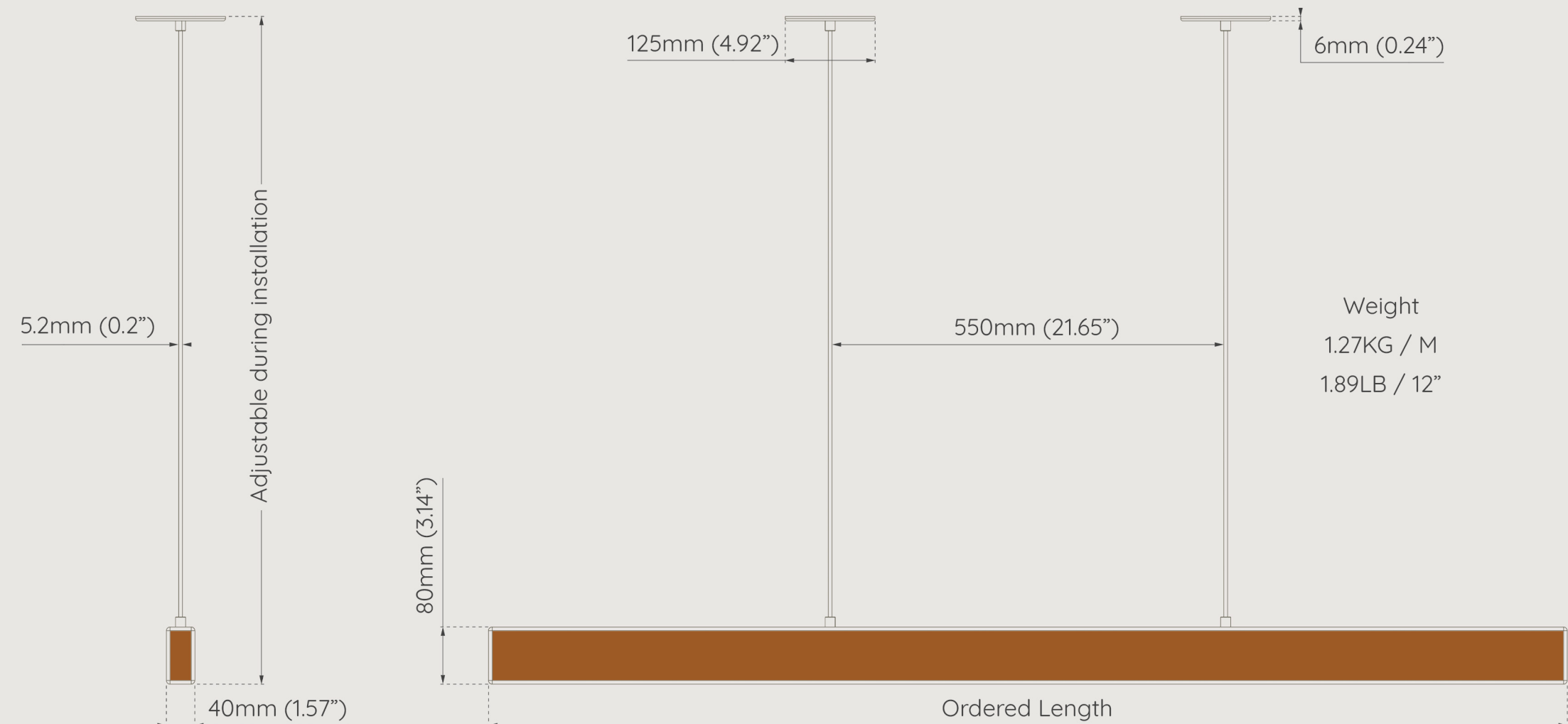
### PRODUCT DESCRIPTION

Åtta is defined by its prominent grain patterns, highlighting the natural beauty of its hand-selected timber. Swedish for “eight,” Åtta’s formidable profile measures 80mm tall and 40mm wide. This chandelier celebrates the nuances of the beautiful wood, showcasing natural knots, burls, and chatoyancy. Åtta reshapes any space through an artful blend of craftsmanship and character.

### CUP MOUNTING HARDWARE DIAGRAM



### DIMENSIONAL DRAWING



### PRODUCT OPTIONS

#### WOOD TYPE

- White Oak
- Cherry
- Ash
- Walnut
- Hard Maple

#### LENGTH

- 800mm (31.5")
- 1000mm (39.4")
- 1200mm (47.2")
- 1500mm (59")
- 1800mm (71")
- 2000mm (78.7")
- 2200mm (86.6")
- 2400mm (94.5")

#### SUSPENSION LENGTH

We provide standard lengths that your installer cuts-down to a final size on-site during installation

#### MOUNTING STYLE

- Canopy
- Cups

#### WOOD FINISH

- Nörska natural beeswax
- Bleached
- Stained-Blackened
- Flame-Blackened

#### HARDWARE FINISH

- Powder Coat White
- Brushed Stainless Steel
- Polished Natural Brass
- Black Anodized Aluminum

#### CORD FINISH

- Black Cotton SVT
- White Cotton SVT

#### END STYLE

SQUARE, CHA - 005

OVAL, CHA - 006

### ELECTRICAL

#### COLOR TEMPERATURE

- 2700K
- 3000K

#### LUMEN OUTPUT

1320 lm/m (402 lm/ft)

#### DIMMING

TRIAC Phase-Cut  
Optional: Bluetooth, Wi-Fi

#### WATTAGE

16 W/m (4.88 W/ft)

#### VOLTAGE

100VAC - 277VAC

#### CRI

95

#### CERTIFICATION





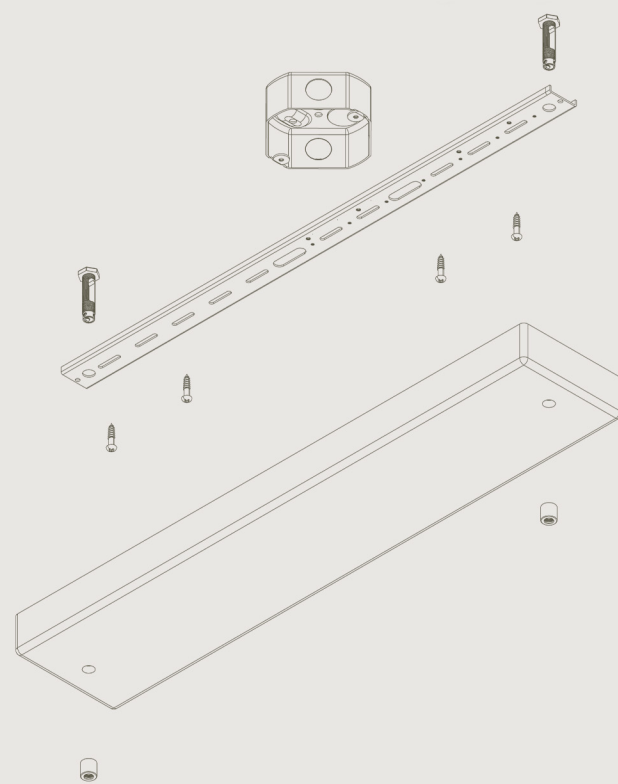
# ÅTTA

## CHA - 005, CHA - 006

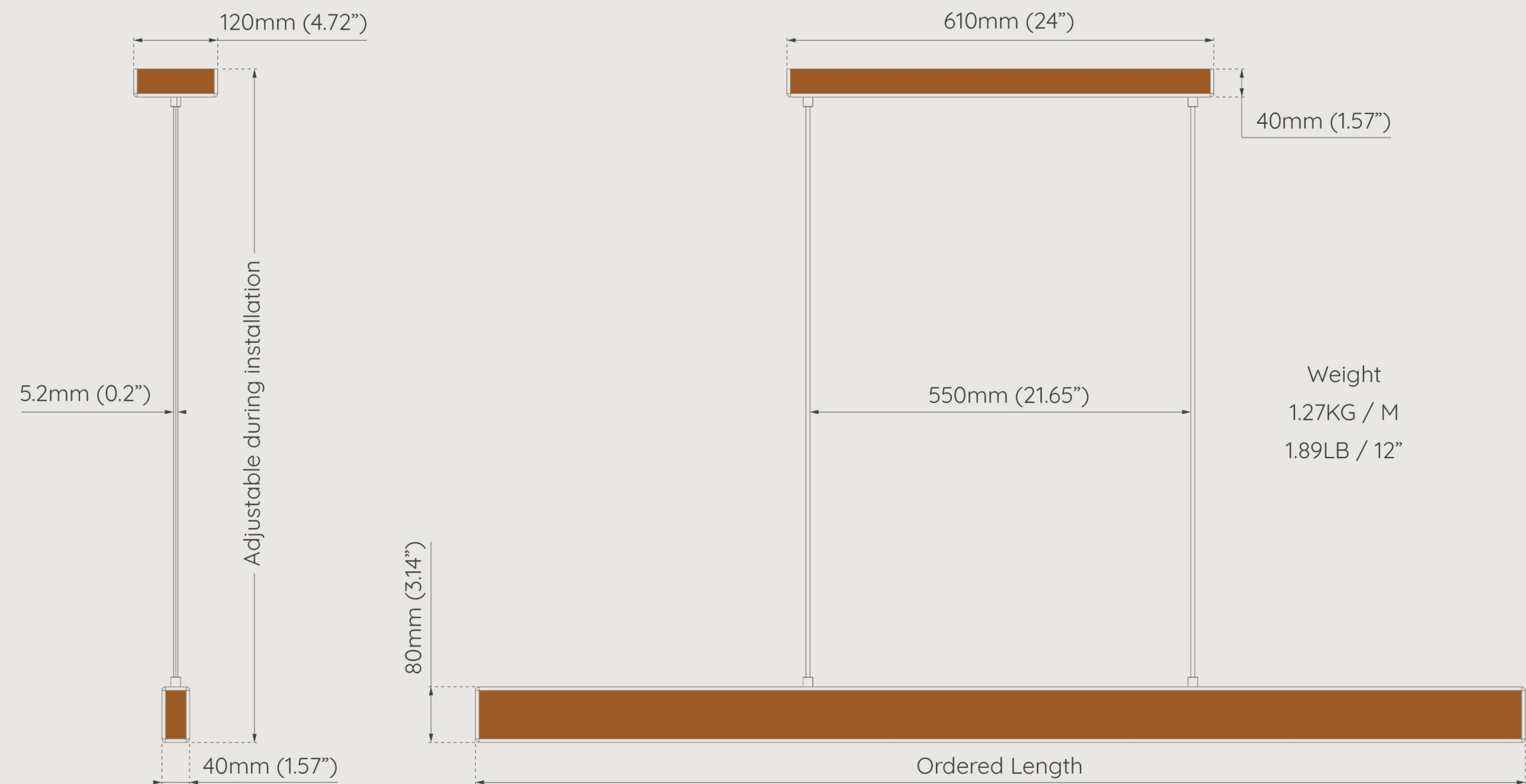
### PRODUCT DESCRIPTION

Åtta is defined by its prominent grain patterns, highlighting the natural beauty of its hand-selected timber. Swedish for “eight,” Åtta’s formidable profile measures 80mm tall and 40mm wide. This chandelier celebrates the nuances of the beautiful wood, showcasing natural knots, burls, and chatoyancy. Åtta reshapes any space through an artful blend of craftsmanship and character.

### CANOPY MOUNTING HARDWARE DIAGRAM



### DIMENSIONAL DRAWING



### PRODUCT OPTIONS

#### WOOD TYPE

- White Oak
- Cherry
- Ash
- Walnut
- Hard Maple

#### LENGTH

- 800mm (31.5")
- 1000mm (39.4")
- 1200mm (47.2")
- 1500mm (59")
- 1800mm (71")
- 2000mm (78.7")
- 2200mm (86.6")
- 2400mm (94.5")

#### SUSPENSION LENGTH

We provide standard lengths that your installer cuts-down to a final size on-site during installation

#### MOUNTING STYLE

- Canopy
- Cups

#### WOOD FINISH

- Nörska natural beeswax
- Bleached
- Stained-Blackened
- Flame-Blackened

#### HARDWARE FINISH

- Powder Coat White
- Brushed Stainless Steel
- Polished Natural Brass
- Black Anodized Aluminum

#### CORD FINISH

- Black Cotton SVT
- White Cotton SVT

#### END STYLE

SQUARE, CHA - 005

OVAL, CHA - 006

### ELECTRICAL

#### COLOR TEMPERATURE

- 2700K
- 3000K

#### LUMEN OUTPUT

1320 lm/m (402 lm/ft)

#### DIMMING

TRIAC Phase-Cut  
Optional: Bluetooth, Wi-Fi

#### WATTAGE

16 W/m (4.88 W/ft)

#### VOLTAGE

100VAC - 277VAC

#### CRI

95

#### CERTIFICATION

